



### District Report Card: 2017


<b>State:</b> Odisha	<b>District:</b> Boudh
<b>Class:</b> 8	<b>Subject:</b> Language
<b>Schools:</b> 44	<b>Students:</b> 914


### Participation/Coverage


#### Students

<div>GENDER</div> <div></div>	Boys			Girls		
	Number		%	Number		%
	415		45.40	499		54.60

<div>AREA</div> <div></div>	Rural			Urban		
	Number		%	Number		%
	914		100.00	0		0.00

<div>CATEGORY</div> <div></div>	SC		ST		OBC		GEN	
	Number	%	Number	%	Number	%	Number	%
	220	24.07	182	19.91	489	53.50	23	2.52

<div>CWSN</div> <div></div>	LD	VI	HI	S&LD	ID	Oth
	2	3	0	0	0	1

<div>Management</div> <div></div>	Government			Government-aided		
	Number		%	Number		%
	914		100.00	0		0.00

### Average Performance of Students in Language (%)

Overall	Gender		Area		Management		Social Group			
	Male	Female	Rural	Urban	Govt.	Aided	SC	ST	OBC	GEN
52.95	51.04	54.55	52.95	0.00	52.95	0.00	53.61	52.78	52.34	61.16

### Performance on Learning Outcomes (LOs)

Learning Outcomes	Description	Average Performance(%)
L813	Read textual/non-textual materials with comprehension and identifies the details, characters, main idea and sequence of ideas and events while reading	52.95

Range of Performance of Students who Answered Correctly							
Below 30%		30% - 50%		50% - 75%		Above 75%	
Number	%	Number	%	Number	%	Number	%
141	15.43	264	28.88	366	40.04	143	15.65

### Lowest Performing Learning Outcomes (LOs)

1 - Read textual/non-textual materials with comprehension and identifies the details, characters, main idea and sequence of ideas and events while reading (52.95)